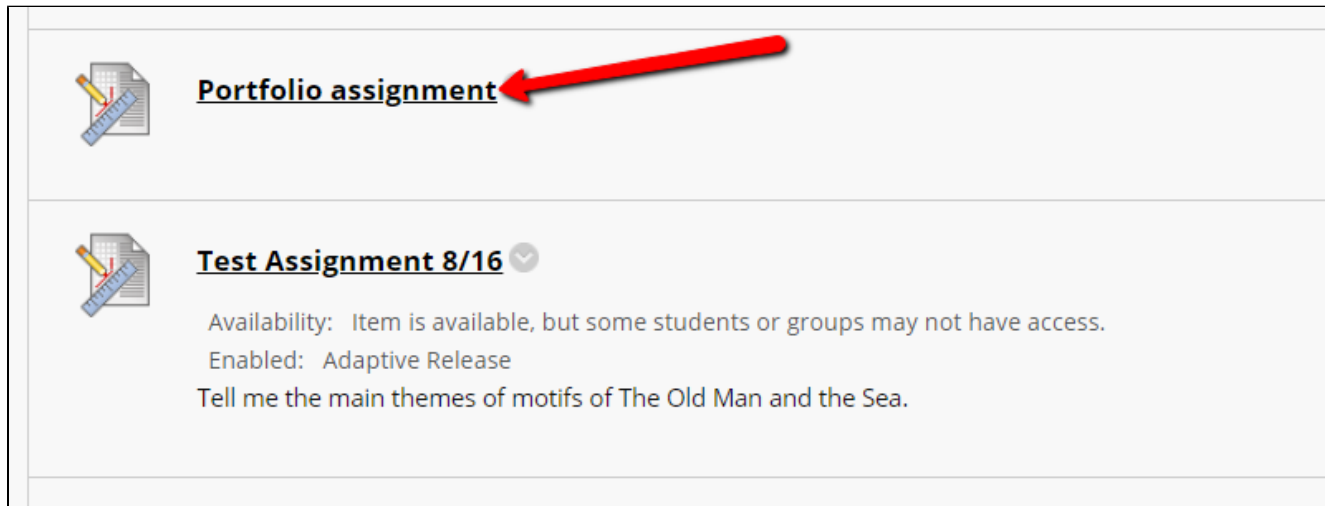



Submit portfolio assignments in Scholar


Submitting Portfolio Assignments

To submit a portfolio for a Portfolio Assignment, you should first create one in Scholar. Details on how to create a portfolio in scholar are given [here](#).

Once your portfolio is done, navigate to the area of the course in which the faculty member has created the portfolio assignment and click on it.

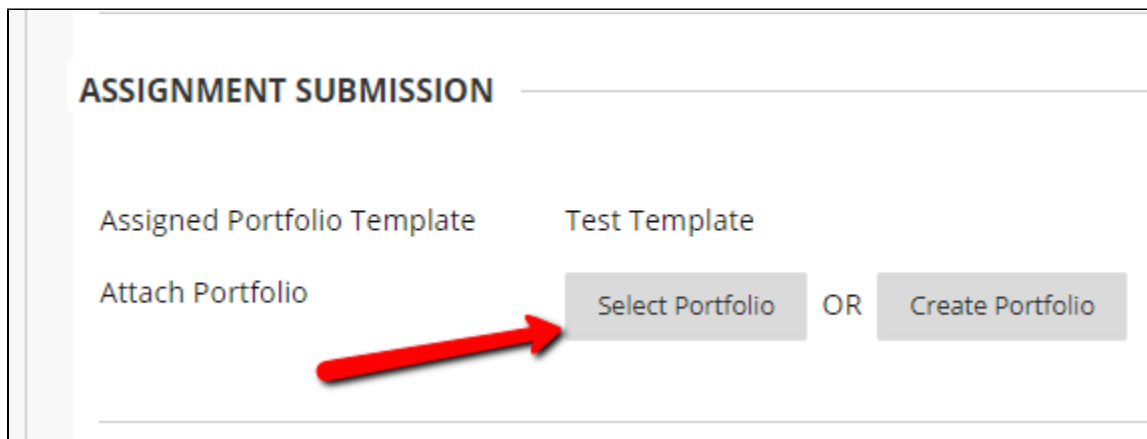


 **Portfolio assignment**

 **Test Assignment 8/16** ▼

Availability: Item is available, but some students or groups may not have access.
Enabled: Adaptive Release
Tell me the main themes of motifs of The Old Man and the Sea.


Then, click on Select Portfolio.



ASSIGNMENT SUBMISSION

Assigned Portfolio Template Test Template

Attach Portfolio


 **Select Portfolio** OR **Create Portfolio**

You'll see a list of portfolios that you've created. Select the proper portfolio and click submit.

Select Portfolio

Search for portfolio:

Go

TITLE 	THIS IS A TABLE OF YOUR PORTFOLIOS.	COMMENTS
<input type="radio"/> Test Portfolio	This is to test key procedures when working with Portfolios in Scholar	0
<input type="radio"/> Test Resume	Description goes here	0

Displaying 1 to 2 of 2 items

Show All

Edit Paging...

Cancel

Submit

If everything looks right, click Submit on the next page. Your instructor will receive a snapshot of the portfolio in the state it was in when you submitted the assignment. Any edits that you make after you submit it will not be reflected in the submitted snapshot.