

Transact eAccounts App Setup

1

Install the Transact eAccounts app on your device. You can scan the QR codes below to quickly find the app.



Download for Android: <https://play.google.com/store/apps/details?id=com.blackboard.transact.android.v2>



Download for iOS: <https://apps.apple.com/us/app/transact-eaccounts/id1493974212>

2


Flip through the welcome screens, then tap the "Get Started" button.



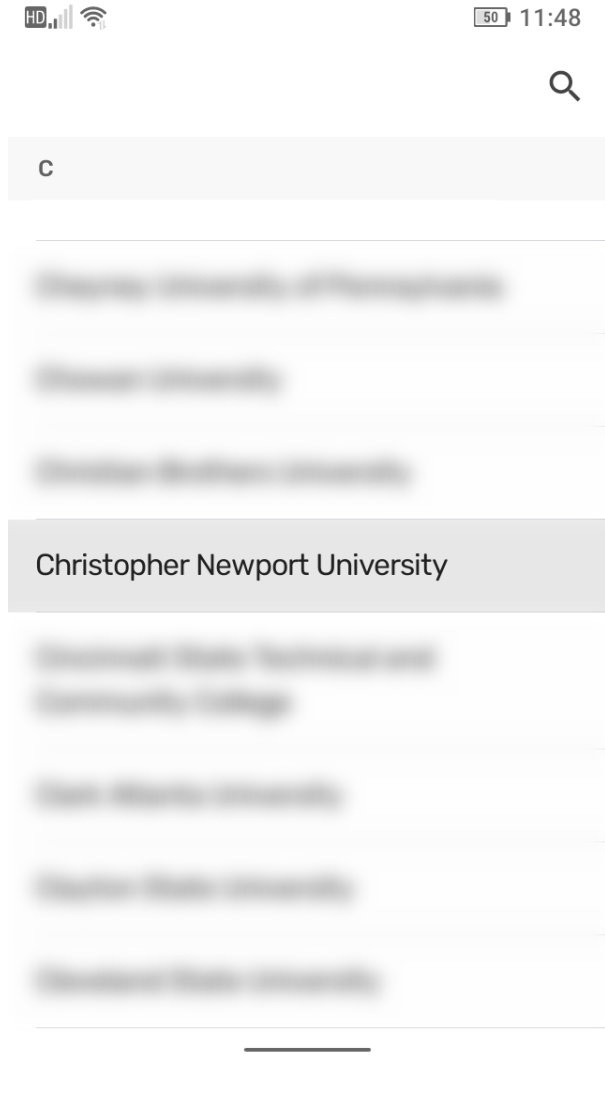
ID CARD

View your campus ID and add it to Google Pay for easier access.

[Get Started](#)



Select "Christopher Newport University" from the list of available campuses.



Important Note: For security purposes, if you have not logged into eAccounts (via the website or the app) in more than 365 days, your account will automatically lock and you will receive a generic error message when trying to sign in.

If this happens, you can put in a Helpdesk ticket or contact the Captains Card Office to have your account unlocked.

4

Select to login with "CNU Connect", then tap the "Continue to Sign In" button, and enter your CNU Connect credentials



Christopher Newport University

CNU EACCOUNTS

CNU Connect



Sign in



Continue to Sign in

← Sign in



CHRISTOPHER NEWPORT
UNIVERSITY

Single Sign On

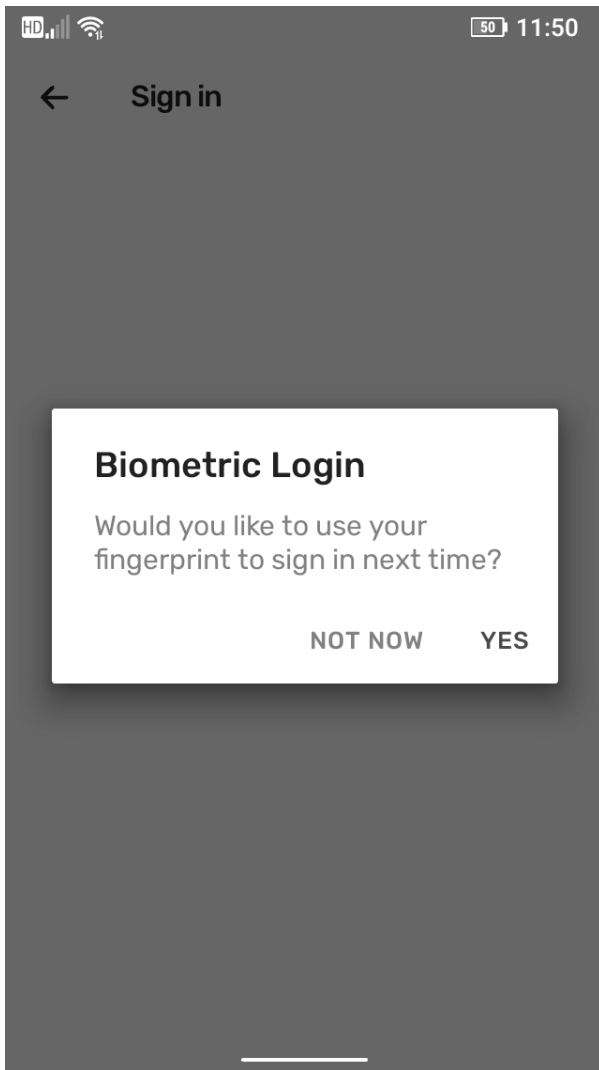
00123456

.....

Sign in


5

You may be prompted to use a biometric login to save your credentials. You can allow this for ease of login in the future.



6

Congratulations! You can now view your account balances, as well as your meal plan usage.



You can tap on the gear in the upper-right corner of the app to get some additional options.

7

Tapping on the gear icon will bring you to the Account Management screen.

- You can change your PIN code (only required for select staff members)
- Report your CNU ID card as lost (to deactivate it). Use caution, as this takes effect immediately and requires an in-person verification to reactivate your card.
- Setup a credit card to add funds to your account
- Submit a new ID photo (for incoming freshman)



50 11:51



Manage Account

SECURITY

Change PIN

Card Management

ACCOUNT

Payment Methods

App Theme

Submit ID Photo

Switch Account
